

TAE GAR YE LOUP

(Scotland)

This dance, meaning "to make you leap," was devised by John Drewry and is only a few years old.

Music: Record: "My Scotland," Capitol T-10014, Side 1, Band 6, "Lord Hume's Reel," or any other strathspey phrased with 40 meas. 4/4 meter.

Formation: 4 cpls in longways formation.

Steps: Strathspey Setting Step, Strathspey Step. Use Strathspey Step throughout unless otherwise stated. Always start R.

PATTERN

Chord: Introduction. M bow, W curtsy to ptr.

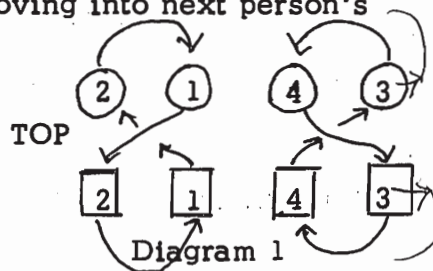
I. SET, TURN PTR, CAST OR DANCE FWD

- 1-4 All join hands on the sides, M with M and W with W, and set twice.
- 5-6 All join both hands with ptr and turn CW to finish so that cpls 1 and 2 face up the set with nearer hands joined and cpls 3 and 4 face down the set with nearer hands joined.
- 7-8 Cpl 1 Cast Off to 2nd place on own sides, while cpl 2 dance up to 1st place to finish facing out ~~(and top)~~. Cpl 4 Cast up to 3rd place on own sides, while cpl 3 dance down to 4th place to finish facing out ~~(and bottom)~~.

II. DOUBLE FIGURE OF 8

- 9-16 Cpl 1 dance a Double Figure of 8 with cpl 2, while cpl 4 dance a Double Figure of 8 with cpl 3. Cpl 1 begin by dancing up crossing over, W passing in front of ptr, while cpl 2 Cast off. Cpl 4 begin by dancing down crossing over, W in front of ptr, while cpl 3 Cast up. In this process of "follow the leader" M 1→ (follow) W 2→ W 1→ M 2→ M 1, and meanwhile M 3→ M 4→ W 3→ W 4→ M 3 -- all moving into next person's place. (See diagram 1.)

Each change of place takes 2 meas.  
W always pass in front of ptr when-  
ever cpls cross over to change loops.



## TAE GAR YE LOUP (continued)


At the end of the figure all dancers finish back in original places as at the beginning of the figure, facing ptr.

III. FWD AND BACK AND CAST

- 17-18 Cpls 1 and 4 join hands on the sides, M with M and W with W, and dance fwd twd ptr (1 meas) and bkwd to place (1 meas). Cpls 2 and 3 stand in place.
- 19-20 Repeat action of meas 17-18.
- 21-24 Cpl 1 join nearer hands, dance up the set, release hands and Cast off then finish in 2nd place. Cpl 4 join nearer hands, dance down the set, release hands, and Cast up to finish in 3rd place.

IV. GRAND CHAIN

- 25-32 Cpls 1 and 4 face each other on the sides (M to M, W to W). Cpls 2 and 3 face ptr across the set. All 4 cpls dance a Grand R and L all the way around to finish in pos as at the beginning of the figure. Use 1 meas to pass each person. At the end M 2 makes a "polite turn," turning 3/4 CCW to face ptr across the set.

V. HALF REEL OF 3 AND CIRCLE 4 HANDS AROUND

- 33-36 Cpls 1, 4, and 3 dance a Half Reel of 3 on the sides, M with M and W with W. Cpl 1 begin by passing R shoulders with cpl 4. After a Half Reel of 3, cpls 1 and 3 have changed places, putting cpl 1 at the bottom of the set. (See diagram 2.)

- 37-40 Cpl 2 with cpl 3 and cpl 4 with cpl 1 join hands and circle once TOP around to the L (CW) with 4 Strathspey steps.

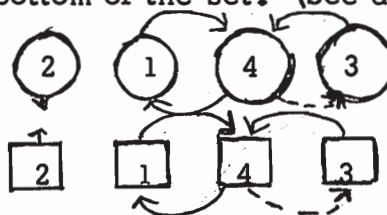


Diagram 2

Repeat dance from the beginning with cpls 2, 3, and 4 active in turn.

Chord M bow, W curtsey to ptr.

Presented by C. Stewart Smith

Notes by Larry and Ruth Miller